






Cupa Americii, Lake Placid
13.03.2016

Bob feminin

- 1  RISSLING Alysia / LEE Kasha
Total: 1:56.63
Run 1 5.74 10.30 21.49 30.87 34.86 39.01 40.79 43.22 50.95 57.96 (1) - - - 118.6
Run 2 5.72 10.27 21.55 31.09 35.16 39.39 41.20 43.66 51.51 58.67 (1) - - - 117.0
- 2  KIM Yooran / KIM Minseong
Total: 1:57.10 (+0.47)
Run 1 5.87 10.47 21.71 31.13 35.13 39.28 41.06 43.48 51.25 58.31 (2) +0.35 - - - 118.8
Run 2 5.87 10.47 21.81 31.30 35.33 39.51 41.30 43.74 51.57 58.79 (3) +0.12 - - - 118.0
- 3  KOPLIN Kristi / KILIS Bonnie
Total: 1:57.19 (+0.56)
Run 1 5.70 10.27 21.62 31.10 35.14 39.33 41.13 43.57 51.37 58.45 (4) +0.49 - - - 117.7
Run 2 5.71 10.29 21.67 31.20 35.27 39.48 41.27 43.72 51.57 58.74 (2) +0.07 - - - 117.5
- 6  CONSTANTIN Maria Adela / HALAY Erika Anett
Total: 1:57.96 (+1.33)
Run 1 5.78 10.36 21.66 31.15 35.22 39.44 41.25 43.71 51.54 58.71 (6) +0.75 - - - 117.2
Run 2 5.83 10.42 21.76 31.37 35.48 39.74 41.58 44.07 51.98 59.25 (6) +0.58 - - - 115.6
- 10  GRECU Andreea / VILD Olivia Franciska
Total: 1:59.88 (+3.25)
Run 1 5.89 10.51 21.87 31.45 35.57 39.85 41.69 44.19 52.15 59.43 (10) +1.47 - - - 115.1
Run 2 5.90 10.53 21.94 31.62 35.80 40.28 42.18 44.76 52.94 1:00.45 (10) +1.78 - - - 111.6