





Campionat Mondial Igls, AUT
12.02.2016

Bob feminin

- 1 
SCHNEIDERHEINZE Anja / DRAZEK Annika
Total: 3:32.38
- Run 1 5.40 18.95 26.88 34.40 45.27 52.94 (1) - 49.4 88.6 102.2 114.3
Run 2 5.40 18.99 26.96 34.51 45.47 53.13 (1) - 49.3 88.2 101.3 113.3
Run 3 5.44 19.06 27.03 34.55 45.48 53.12 (1) - 49.0 88.3 101.7 113.8
Run 4 5.42 19.00 26.95 34.50 45.49 53.19 (3) +0.04 49.2 88.3 101.3 113.4
- 2 
HUMPHRIES Kaillie / LOTHOLZ Melissa
Total: 3:32.71 (+0.33)
- Run 1 5.52 19.15 27.10 34.57 45.46 53.07 (3) +0.13 48.9 88.4 102.2 114.5
Run 2 5.49 19.16 27.15 34.67 45.63 53.31 (2) +0.18 48.9 88.0 101.5 113.7
Run 3 5.55 19.26 27.22 34.71 45.58 53.17 (2) +0.05 48.6 88.5 102.3 114.9
Run 4 5.50 19.16 27.13 34.62 45.52 53.16 (2) +0.01 48.8 88.3 102.1 114.6
- 3 
MEYERS TAYLOR Elana / GIBBS Lauren
Total: 3:32.87 (+0.49)
- Run 1 5.45 19.08 27.03 34.53 45.42 53.04 (2) +0.10 48.9 88.5 102.1 114.6
Run 2 5.41 19.03 27.01 34.58 45.63 53.36 (4) +0.23 49.1 88.1 100.7 112.8
Run 3 5.48 19.18 27.15 34.70 45.67 53.32 (3) +0.20 48.7 88.3 101.4 113.7
Run 4 5.46 19.10 27.05 34.58 45.51 53.15 (1) - 48.9 88.4 101.8 114.2
- 14 
CONSTANTIN Maria Adela / GRECU Andreea
Total: 3:35.52 (+3.14)
- Run 1 5.65 19.42 27.43 35.02 46.00 53.67 (12) +0.73 48.3 87.7 101.2 114.0
Run 2 5.71 19.56 27.60 35.21 46.24 53.98 (15) +0.85 48.0 87.5 100.7 113.3
Run 3 5.76 19.69 27.75 35.35 46.36 54.07 (16) +0.95 47.7 87.3 100.8 113.7
Run 4 5.76 19.62 27.63 35.19 46.15 53.80 (16) +0.65 48.0 87.8 101.5 113.8